

LUXURY OPENS ITS DOORS TO A SELECT FEW.  
WELCOME TO A LIVING EXPERIENCE LIKE

NEVER  
BEFORE



SYLVANOR  
by BLUEFIN













## Never before lifestyle A symphony of creative synergy

At Bluefin Constructions, we don't just build homes - we proffer experiences. We create bespoke worlds where architectural brilliance and nature's splendour blend seamlessly into a tuneful melody, and every minute detail is a harmonious celebration of luxury.

And SYLVANOR BY BLUEFIN, with its attention to the finest nuances, is all set to become the crown jewel of the City of Hyderabad.

45

Acres

147 Villas

3 Villas Per Acre

6 Acres

4 Acres Open Landscape  
2 Acres Central Park

300+

Units for  
Home Help

650-1194 sq. yd.

Plots

8249-13779 sq. ft.

Villa Built-up Area

5 BHK +

Home Theatre

13 feet

Ceilings

9 feet

High Doors

52500 sq. ft.

Klub Nexus &  
Quantum Club





---

## Never before singularity

### Crafted for the connoisseur

---

In a world where true privacy is a rarity, SYLVANOR BY BLUEFIN elevates it to an art form. Tucked away within its expansive 45 acres are just 14 villas, each of which is a secluded retreat shielded from the outside world. Here, your space is yours alone - undisturbed, serene and exclusive. No shared walls, no prying eyes... just an intimate sanctuary where you can enjoy life on your own terms.

Our sprawling, ultra-luxury limited edition homes - ranging from 8249 sft. to 13779 sft. - cater to those who value discretion, exclusivity and excellence above all else.

At SYLVANOR BY BLUEFIN, privacy is not a luxury. It's a promise. A personal sanctuary where the world ends at the doorstep and life begins within.





---

**Never before location advantages**  
A distinguished domain that evokes awe

---

Mokila in Hyderabad. It's more than a location - it's a statement. SYLVANOR BY BLUEFIN has been chosen by purposeful thinking to be situated at a prestigious location, ensuring that convenience and class are just a thought away. With marquee developments - corporate, residential, educational, recreational, retail and institutional - dotting the landscape, Mokila is a hotbed for future growth, making it a great investment as well as residential opportunity.

30<sup>min</sup>  
Airport

Gachibowli 20<sup>min</sup>

Financial District 20<sup>min</sup>

15<sup>min</sup>  
Neopolis

10<sup>min</sup>  
ORR

MOKILA

Close to  
Educational Institutions  
Entertainment Zones  
Hospitals





*Step into a realm of lavish living and natural prestige*





# SYLVANOR by BLUEFIN

## MASTER PLAN

A framework inspired by the rhythm of life

## LEGEND

- |                              |  |
|------------------------------|--|
| 1. GRAND SITE ENTRANCE       | 11. PARTY LAWN                           |
| 2. ENTRANCE CANOPY           | 12. ROUNDABOUT                           |
| 3. ENTRANCE ROAD - 18 M WIDE | 13. WATER FEATURE                        |
| 4. CYCLE TRACK               | 14. CENTRAL PARK WITH SKYWALK            |
| 5. JOGGING / WALKING TRACK   | 15. BADMINTON COURTS / PICKLEBALL COURTS |
| 6. REFLECTIVE WATER FEATURE  | 16. BASKETBALL HALF COURTS               |
| 7. ICONIC MOUND              | 17. BASKETBALL COURT                     |
| 8. VILLA STREETS - 12 M WIDE | 18. TENNIS COURT                         |
| 9. RAIN GARDEN               | 19. NATURE TRAIL                         |
| 10. KLUB NEXUS               | 20. QUANTUM CLUB                         |

Never before design grandeur  
Architecture beyond the imagination

Designed by globally-reputed architects and crafted with unparalleled precision, SYLVANOR BY BLUEFIN is a masterpiece of contemporary aesthetic enriched by the sophistication of international brands. Every line, every curve and every element ... from the iconic entrance pavilion to the finest home detail has been tailored to reflect impeccable taste and hyper discernment.







Never before exclusivity of lifestyle  
Traverse through a piece of paradise

Welcome to a world where elegance meets serenity, where every corner tells a story of luxury, exclusivity and meticulous design. At SYLVANOR BY BLUEFIN luxury living transcends the ordinary and enters a realm of unparalleled exclusivity. As you explore the accompanying site plan, envision your gateway to an extraordinary living experience. This aesthetically planned community redefines sophisticated living, offering a harmonious blend of natural beauty with serene Reflexology Walk and Butterfly Garden; a state-of-the-art Fitness Park; signature elements such as the crystalline Water Feature with Cascade & Spouts and the iconic Roundabout with Focal Sculpture and the magnificent Skywalk / Elevated Walkway that offers a unique perspective of our lush landscape, while the Focal Landform / Mound provides a stunning natural backdrop. Just a glimpse of the extraordinary lifestyle that awaits you ...



LEGEND

- |  |                     |                       |                            |
|--|---------------------|-----------------------|----------------------------|
| 1. PLAZA                               | 6. THE ORCHARD      | 11. SKATING RINK      | 16. THE GROVE WITH TRAIL   |
| 2. WATER FEATURE WITH CASCADE & SPOUTS | 7. KIDS PLAY AREA   | 12. TREE BOSQUE       | 17. CONGREGATION LAWN      |
| 3. ROUNDABOUT WITH FOCAL SCULPTURE     | 8. FITNESS PARK     | 13. AROMATIC GARDEN   | 18. EDIBLE GARDEN          |
| 4. PARTY LAWN                          | 9. REFLEXOLOGY PARK | 14. SURPRISE FOUNTAIN | 19. FOCAL LANDFORM / MOUND |
| 5. SKYWALK / ELEVATED WALKWAY          | 10. THE BOULEVARD   | 15. BUTTERFLY GARDEN  |                            |



Never before eco-luxury  
Responsible at the core

Sustainability is woven into the very fabric of **SYLVANOR BY BLUEFIN**. We marry luxury with responsibility, creating homes that are as kind to the planet as they are to your lifestyle.

The **Open Landscape Area** of 4 acres and **Central Park** of 2 acres make **SYLVANOR BY BLUEFIN** a green oasis offering a tranquil escape from the urban rush. Lush gardens, serene walkways and thoughtfully curated green spaces create an ambience of pure serenity. Here, nature seamlessly intertwines with luxury, providing not just stunning views but also a rejuvenating environment where every breath feels fresher.

Whether it's a peaceful morning stroll or a quiet moment by the water features, **SYLVANOR BY BLUEFIN** immerses you in a world where greenery and elegance coexist in perfect harmony.

An architectural rendering of a modern residential development. The scene features a large, winding wooden walkway with a metal railing, surrounded by lush greenery, including trees and flowering bushes. In the background, there are modern, multi-story apartment buildings with large windows and balconies. The sky is blue with some clouds.

Ethereal Skywalk



Revel in the bubbling magic of the Surprise Fountain



*A sanctuary of space, sophistication and splendour*

Take an indulgent stroll on the enchanting Skywalk



Endless fun in the play haven for children

# Central Park





## Never before sophistication The pinnacle of refined taste

Appreciating the finer things in life is a privilege bestowed upon a few. That's why SYLVANOR BY BLUEFIN is crafted for those who truly understand that luxury is about living exceptionally and that true refinement can only be felt rather than seen.

From expansive glazed windows to private terraces and lush gardens, SYLVANOR BY BLUEFIN offers the ultimate in open-plan luxury. Each villa, a synergy of light, space, nature and human ingenuity, is a testament to timeless elegance.

At SYLVANOR BY BLUEFIN you step into a realm where you are the centre of attention.



**3 VILLAS  
PER ACRE**

Experience extravagance of space to safeguard exclusivity, peace and privacy.



**GRAND  
FACADE**

Alluring frontage designed to enhance aesthetics and allow natural light and ventilation.



**13 FT.  
CEILING  
HEIGHT**

The lofty ceilings exemplify style and comfort and add to the imposing aura of the villa interiors.



**9 FT.  
HIGH  
DOORS**

The majesty of the villa entrance extends to all the doors inside. Indeed, the doorway to luxury!



---

**Never before privilege**  
The height of indulgence

---

Indulge in a lifestyle of unmatched comfort and sophistication with sprawling exclusivity - Welcome to Quantum Club and Klub Nexus!

Inspired by the science of 'quantum physics' which unlocks limitless possibilities at the smallest scale, Quantum Club is much more than a sports arena; unleashing energy in motion and passion in skill. On the other hand, Klub Nexus is the perfect confluence of leisure and pleasure, even as its majestic interiors vie for your attention with best-in-class wellness & recreation facilities.

The 52500 sft. expanse of Quantum Club and Klub Nexus is an immersive experience, a curated lifestyle. Here, cascading water features create a symphony of tranquility whilst a stunning glass façade reflects the moods of the ever-changing sky. A majestic fountain serves as a living sculpture, a testament to timeless elegance.







*Experience the mesmerizing rhythm of a  
beauteously choreographed cascade*



*Klub Nexus*



EXQUISITE AMENITIES

Entrance Lobby

Gym

Aerobics

Spa

Temperature-Controlled Swimming Pool

Café

Banquet Hall

The Imperial Hall (Multi-Purpose Hall)

Preview Theatre

Business Lounge

Guest Suites

Crèche

Klub Nexus



A sporting experience nestled in elegance



State-of-the-art sanctuary for redefining wellness,  
exclusively yours





*Behold a luxurious spectacle:  
your personal red-carpet experience awaits*



*Experience the pinnacle of opulence in the lap of exclusivity*

QUANTUM CLUB

Quantum Club





**OUTDOOR SPORTS,  
REDEFINED**

Tennis Courts

Basketball Courts

Pickleball Courts

Cricket Pitch

Skating Rink

Signature Pavilion  
(Multi-Purpose Court)

**PREMIUM  
INDOOR GAMES**

Billiards

Board Games

Gaming Arena

Table Tennis

Squash Court

Two Indoor Badminton Courts

Sports Lounge

Board Games – Mindful strategy



Billiards – A play of precision



**Never before convenience**  
Fulfilling the need you always felt

At SYLVANOR BY BLUEFIN, luxury goes beyond just elegant interiors of the villas and world-class amenities - it's about everyday ease and thoughtful living.

For your live-in help, a separate apartment block - CAREFIELDS - located at an easy distance, offers comfortable accommodation. The 300+ units are designed in various configurations to meet individual needs. These self-contained spaces ensure that personal service blends harmoniously into the fabric of daily life, maintaining both privacy and poise.

A rare inclusion in luxury living, even in the most elite addresses, this bespoke provision reflects our commitment to effortless, elevated lifestyles and to enhancing the quiet efficiency of your home - discreet luxury for those who expect nothing less.

*Where luxury elevates sportsmanship to  
unprecedented heights*



Basketball Court – Sweat it out

Quantum  
Club





UNIT  
PLANS





*Experience unmatched elegance of design brilliance*

8249 SFT.  
650 SQ. YDS.  
EAST FACING





8249 SFT.

# Floor Plan

EAST FACING UNIT - E1 (5BHK+H.T)

PLOT SIZE	97'-6" X 60'-0"
PLOT AREA (in sq. yds.)	650

SCHEDULE OF AREAS			
Sl.No	Title	Area in Sft.	
1	GF Built-up Area	2800	3269 Sft.
2	Parking Area	469	
3	FF Built-up Area	2705	2705 Sft.
4	SF Built-up Area	2275	2275 Sft.
	TOTAL AREA		8249 Sft.

SECOND FLOOR	<ul style="list-style-type: none"><li>Master Bedroom Suite</li><li>Home Theatre</li></ul>	<ul style="list-style-type: none"><li>Family Lounge</li><li>Open Terrace</li></ul>
FIRST FLOOR	<ul style="list-style-type: none"><li>Master Bedroom Suite</li><li>2 Bedroom Suites</li><li>Family Lounge</li><li>Pooja Room</li></ul>	
GROUND FLOOR	<ul style="list-style-type: none"><li>Home Office</li><li>Drawing Room</li><li>Living Room</li><li>Dining Room</li></ul>	<ul style="list-style-type: none"><li>Dry &amp; Wet Kitchens</li><li>Bedroom Suite</li><li>Maid Room</li></ul>



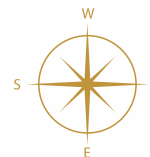
SECOND FLOOR PLAN



FIRST FLOOR PLAN



GROUND FLOOR PLAN







*A distinguished space, an unforgettable lifestyle*

10048 SFT.  
750 SQ. YDS.  
EAST FACING






10048 SFT.  
Floor Plan  
EAST FACING UNIT - E2 (5BHK+H.T)

PLOT SIZE	105'-6" X 64'-0"
PLOT AREA (in sq. yds.)	750

SCHEDULE OF AREAS			
Sl.No	Title	Area in Sft.	
1	GF Built-up Area	3444	3924 Sft.
2	Parking Area	480	
3	FF Built-up Area	3278	3278 Sft.
4	SF Built-up Area (Including covered terrace)	2846	2846 Sft.
TOTAL AREA		10048 Sft.	

SECOND FLOOR	<ul style="list-style-type: none"><li>Master Bedroom Suite</li><li>Home Theatre</li></ul>	<ul style="list-style-type: none"><li>Family Lounge</li><li>Open Terrace</li></ul>
FIRST FLOOR	<ul style="list-style-type: none"><li>Master Bedroom Suite</li><li>2 Bedroom Suites</li><li>Family Lounge</li><li>Pooja Room</li></ul>	
GROUND FLOOR	<ul style="list-style-type: none"><li>Home Office</li><li>Drawing Room</li><li>Living Room</li><li>Dining Room</li></ul>	<ul style="list-style-type: none"><li>Dry &amp; Wet Kitchens</li><li>Bedroom Suite</li><li>Maid Room</li></ul>



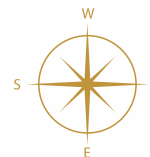
SECOND FLOOR PLAN



FIRST FLOOR PLAN



GROUND FLOOR PLAN







*Unfold a pristine scintilla of opulence*

13779 SFT.  
**1194** SQ. YDS.  
EAST FACING





13779 SFT.  
**Floor Plan**  
EAST FACING UNIT - E3 (5BHK+H.T)

PLOT SIZE	128'-0" X 83'-11"
PLOT AREA (in sq. yds.)	1194

SCHEDULE OF AREAS			
Sl.No	Title	Area in Sft.	
1	GF Built-up Area	4661	5689 Sft.
2	Parking Area	1028	
3	FF Built-up Area	4424	4424 Sft.
4	SF Built-up Area	3666	3666 Sft.
	TOTAL AREA		13779 Sft.

SECOND FLOOR	<ul style="list-style-type: none"><li>Master Bedroom Suite</li><li>Home Theatre</li><li>Family Lounge</li><li>Open Terrace</li></ul>
FIRST FLOOR	<ul style="list-style-type: none"><li>Master Bedroom Suite</li><li>2 Bedroom Suites</li><li>Family Lounge</li></ul>
GROUND FLOOR	<ul style="list-style-type: none"><li>Home Office</li><li>Drawing Room</li><li>Living Room</li><li>Dining Room</li><li>Pooja Room</li><li>Dry &amp; Wet Kitchens</li><li>Bedroom Suite</li><li>Maid Room</li></ul>



SECOND FLOOR PLAN



FIRST FLOOR PLAN



GROUND FLOOR PLAN








*Where unmatched space meets timeless elegance*






A statement of style and sophistication



A harmony of grace and enduring charm



An elegant retreat awaits you

*Experience the serene elegance  
of timeless luxury*





*A glimpse of exquisitely serene living*

8373 SFT.  
650 SQ. YDS.  
WEST FACING





8373 SFT.

# Floor Plan

WEST FACING UNIT - W1 (5BHK+H.T)

PLOT SIZE	97'-6" X 60'-0"
PLOT AREA (in sq. yds.)	650

SCHEDULE OF AREAS			
Sl.No	Title	Area in Sft.	
1	GF Built-up Area	2796	3248 Sft.
2	Parking Area	452	
3	FF Built-up Area	2855	2855 Sft.
4	SF Built-up Area (Including covered terrace)	2270	2270 Sft.
TOTAL AREA		8373 Sft.	

SECOND FLOOR	<ul style="list-style-type: none"><li>Master Bedroom Suite</li><li>Home Theatre</li><li>Family Lounge</li><li>Open Terrace</li></ul>
FIRST FLOOR	<ul style="list-style-type: none"><li>Master Bedroom Suite</li><li>2 Bedroom Suites</li><li>Family Lounge</li><li>Pooja Room</li></ul>
GROUND FLOOR	<ul style="list-style-type: none"><li>Home Office</li><li>Drawing Room</li><li>Living Room</li><li>Dining Room</li><li>Dry &amp; Wet Kitchens</li><li>Bedroom Suite</li><li>Maid Room</li></ul>



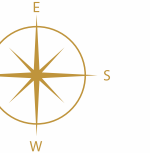
SECOND FLOOR PLAN



FIRST FLOOR PLAN



GROUND FLOOR PLAN







*Where every corner is a luxurious saga*

10289 SFT.  
750 SQ. YDS.  
WEST FACING





10289 SFT.  
Floor Plan  
WEST FACING UNIT - W2 (5BHK+H.T)

PLOT SIZE	105'-6" X 64'-0"		
PLOT AREA (in sq. yds.)	750		
SCHEDULE OF AREAS			
Sl.No	Title	Area in Sft.	
1	GF Built-up Area	3435	3915 Sft.
2	Parking Area	480	
3	FF Built-up Area	3532	3532 Sft.
4	SF Built-up Area (Including covered terrace)	2842	2842 Sft.
	TOTAL AREA		10289 Sft.

SECOND FLOOR	<ul style="list-style-type: none"><li>Master Bedroom Suite</li><li>Home Theatre</li></ul>	<ul style="list-style-type: none"><li>Family Lounge</li><li>Open Terrace</li></ul>
FIRST FLOOR	<ul style="list-style-type: none"><li>Master Bedroom Suite</li><li>2 Bedroom Suites</li><li>Family Lounge</li><li>Pooja Room</li></ul>	
GROUND FLOOR	<ul style="list-style-type: none"><li>Home Office</li><li>Drawing Room</li><li>Living Room</li><li>Dining Room</li></ul>	<ul style="list-style-type: none"><li>Dry &amp; Wet Kitchens</li><li>Bedroom Suite</li><li>Maid Room</li></ul>



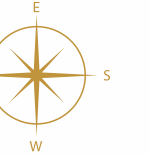
SECOND FLOOR PLAN



FIRST FLOOR PLAN



GROUND FLOOR PLAN







*Experience the tranquil opulence of majestic grandeur*





*Experience an elegant retreat with expansive elegance*



A haven of impeccable design



Where luxury unfolds in grandeur



A world of elegance beckons you





# Specifications

## Structure

### RCC Frame Structure

RCC Frame Structure designed to withstand wind & seismic loads as per relevant IS Codes

### Superstructure

AAC Blocks / Solid CC Blocks

## Flooring & Wall Cladding

Foyer / Living / Dining / Lounge / Study / Pooja / Lobby  
Imported marble flooring

### Bedrooms / Home Theatre

Wooden flooring of reputed make

### Sitout / Balcony

Matte finish full body vitrified tile flooring of reputed make

### Dry Kitchen

Imported marble / Large format vitrified tiles of reputed make

### Wet Kitchen

Anti-skid vitrified tile flooring of reputed make as per design

### Staircase / Skirting

Imported marble / Granite of export quality

### Walk-in Closets

Anti-skid large format vitrified tiles / Wooden flooring of reputed make

### Bathrooms - Flooring & Cladding

Combination of imported marble & Vitrified tiles of reputed make

### Utility / Laundry

Matte finish full body vitrified tile & wall dado using large format tiles up to 3 ft as per design intent

### Maid Room with Bathroom

Anti-skid vitrified tile flooring & cladding up to 4 ft in bathroom

### Deck at Ground Floor

Wooden finish, exterior grade vitrified tiles as per design intent / Terex floor tiles of reputed make

### Car Porch

Vitrified heavy duty tiles / Concrete screed brush finish / Export quality limestone / Granite

## Painting

### External

Exterior grade paint over texture / Exterior putty as per elevation of Asian Paints or equivalent make

### Internal

Gypsum punning, smooth putty finish with 2 coats of luxury acrylic emulsion paint of Asian Paints or equivalent make

## Joinery Works

### Main Door

Factory made solid / Engineered wood frame, solid core shutter with premium grade veneer on both sides finished with PU coating along with premium hardware / Smart lock

### Internal Doors

Factory made solid / Engineered wood frame, solid core shutter with premium grade veneer on one side, finished with PU coating along with designer hardware

### Toilet / Utility / Maid Room Doors

Factory made solid / Engineered wood frame, solid core shutter with premium grade veneer on one side, finished with PU coating & PU paint finish inside

### Sitout / Balcony Doors / Windows

Reinforced Aluminium sliding doors & windows (Sliding / Open / Fixed) with performance glass designed as per relevant IS Code with premium hardware & provision for insect screen

### Premium Hardware

Handles by Labacha / Sheel or equivalent make

## Railing

### Staircase Railing

Premium grade glass railing designed as per relevant IS Code/ SS railing

## Communication

### Telecom

Telephone points in all common areas on each floor

### Intercom

Intercom facility in all the Villas connecting Security, Klub Nexus, Quantum Club, Maintenance Office & other Villas

### Internet

Provision for high-speed broadband connectivity in all bedrooms / Living area

## Plumbing / CP / Sanitary

### Heat Pump

Provision for energy-efficient centralized heat pump on terrace in each Villa

### Bathrooms

- Chrome Plated (CP) fittings with a high-capacity thermostatic mixer, volume controller and push-button control for both overhead showers (300mm diameter) and handheld showers, and linear drains in wet areas from Graff or an equivalent brand (except for maid room).
- White-coloured sanitary fixtures from Laufen or an equivalent brand (except for maid room).
- Wall-hung WC integrated with tornado flush, rimless bowl with soft closure seat & Cefiontect technology
- Wash basin in all bathrooms as per design intent
- Provision for ceiling integrated exhaust system
- False ceiling with MR Grade Gypsum / Calcium Silicate board with trap door as per requirement

### Dry & Wet Kitchens

- Provision for large single bowl sink with faucet
- Provision for hot & cold water supply
- Provision for installation of RO Water Purifier

### Utility / Laundry

Provision for dishwasher & washing machine as per design

### Maid Bathroom

Washbasin, WC & CP fixtures as per design intent of Kohler or equivalent make

## Electrical

### Power Supply

3 phase supply for each unit with individual meter boards

### Wires

Flame retardant & low smoke wires of reputed make (Finolex / RR Kabel / Lapp or equivalent)

### Switches

Modular switches of reputed make (Schneider / Panasonic / Legrand or equivalent)

### Power Points

Sufficient power supply points for air conditioners / TV / Cooking range, chimney, refrigerator, microwave oven, mixer / Grinder in kitchen, washing machine / Dishwasher

### BAS (Home Automation)

Cabling (Power & Data) as per design intent

### MCB

Miniature Circuit Breakers (MCB) for each distribution board of reputed make

## HVAC

- Provision for Copper piping in all the Villas
- Concealed AC drain pipe outlet connecting to the drain
- Designated space provided for VRV systems (outdoor unit) on the terrace

## Lift

Provision for internal lift in all the Villas

## Security / BMS

### Security

- Solar-powered security fence
- Boom Barrier operated with access card readers
- Designated entry for visitors
- CCTV at vantage points as per consultant recommendation

### BMS

BMS (Building Management System) for electrical (General & DG) & water consumption

## Water Supply / Treatment System

### Water Supply

Energy-efficient water supply system using hydro-pneumatic system for each Villa

### WTP

Water Treatment Plant (WTP) for softening & treating of water (not RO). Fully treated water made available through an exclusive water softening and purification plant with water meters for each unit

### Drinking Water

Dedicated water supply line for provision of drinking water in all the Villas

### STP

A Sewage Treatment Plant (STP) of adequate capacity as per regulatory norms will be provided inside the project. Treated water from STP to be used for landscaping & flushing purpose

## Power Backup

100% power backup using DG sets with enclosures provided for all Villas with individual meters as well as all common areas, including Klub Nexus, Quantum Club & all amenities

## EV Charging Points

Provision for EV charging points in all the Villas



# LOCATION MAP

(NOT TO SCALE)



## Never before harmony

### Crafting a saga of grandeur together

Bluefin Constructions is an emerging name on the real estate landscape, destined to redefine luxury living for those who demand only the finest. With its commitment to excellence, incomparable professional expertise, strict adherence to delivery timelines and unmatched customer service, Bluefin will set the industry standards. And its premier project, SYLVANOR BY BLUEFIN would be the benchmark for all others in the category.

Project management is by the internationally-famed JLL

Architectural and structural excellence is guided by the renowned Genesis Planners Pvt. Ltd.

Artistic landscapes are creations of Integral Designs International Studio Pvt. Ltd.

Seamless integration of modern utilities & sustainable practices is by Optimal MEP Consultants









BLUEFIN



# SYLVANOR

by BLUEFIN

TS RERA No: P02400008643

BLUEFIN CONSTRUCTIONS

411, Road No. 9, Kakatiya Hills, Kavuri Hills, Madhapur, Hyderabad, Telangana - 500 033  
T: +91 95454 45678 | E: sales@bluefinconstructions.in

WWW.SYLVANORBYBLUEFIN.COM



**Disclaimer:**  
This brochure is conceptual and not a legal offering. Facilities/ Layout/ Specifications/ Plans/ Information/ Images/ Walkthroughs/ Brand Names contained herein are indicative and the promoter reserves the right to change, alter, add or delete any of them mentioned herein without prior permission or notice. The furniture shown in the plans is only for the purpose of illustrating a possible layout and does not form a part of the offering.